


Atlanta HDPE Fusion Welding Machines



Atlanta HDPE Butt Fusion Welding Machine

Atlanta HDPE Electrofusion Welding Machine

Atlanta BF Machine SHDS 200/4 + Handle



Application & Features

- Suitable for welding of plastic pipes and / or fittings made of PE, PP, and PVDF can be operated in any complex work condition.
- Consists of basic frame, planing tool, heating plate and support for planing tool and heating plate.
- Removable PTFE coated heating plate with separate temperature control system
- Electric planing tool.
- Be made of lightweight and high strength material; simple structure, small and delicate, user friendly.

Parts Accessories



Technical Parameters

Model	SHDS200A4
Welding range (mm)	90,110,125,140,160,180,200
Heating plate maximum temperature	270°C
Heating plate surface temperature difference (170-250°C)	≤±5°C
Clamp	4
Operating Voltage	AC 220V
Heating plate power	1.5 kW
Milling cutter power	0.7 kW
Total power	2.2 kW
Genset requirements	single phase
Weight	69 kg

Atlanta BF Machine SHD 250/90 Hydraulic



Application & Features

- Suitable for butt welding of plastic pipes and fittings made of PE, PP and PVDF material.
- Consists of basic frame, hydraulic unit, planing tool, heating plate, basket & optional parts.
- Removable PTFE coated heating plate with high accurate temperature control system.
- Electrical planing tool.
- Simple structure, small and delicate, user friendly.
- Low starting pressure ensures reliable welding quality of small pipes.
- Changeable welding position enables to weld various fittings more easily.
- High accurate and shockproof pressure meter.
- Separate two-channel timer records time in soaking and cooling phases.

PARTS ACCESSORIES




Technical Parameters

Model	SHD 250
Welding scope (mm)	63,75,90,110,125,140,160,180,200,225,250
The highest temperature heating plate	270 °C
Temperature of 170 ~ 250 °C heating plate surface	≤±5 °C
Clamp	4
Pressure regulating range	0 - 6.3 Mpa
Working voltage	220 V
The heating plate power	2 kW
Milling cutter power	1.1 kW
Hydraulic power station	0.75 kW
The lifting power	none
The total power	3.85 kW
Genset requirements	
Weight	143 kg

Atlanta BF Machine SHD 315 Hydraulic



PARTS ACCESSORIES



Application & Features

- Suitable for butt welding of plastic pipes and fittings made of PE, PP and PVDF material.
- Consists of basic frame, hydraulic unit, planing tool, heating plate, basket & optional parts.
- Removable PTFE coated heating plate with high accurate temperature control system.
- Electrical planing tool.
- Simple structure, small and delicate, user friendly.
- Low starting pressure ensures reliable welding quality of small pipes.
- Changeable welding position enables to weld various fittings more easily.
- High accurate and shockproof pressure meter.
- Separate two-channel timer records time in soaking and cooling phases.

Technical Parameters

Model	SHD 315
Welding scope (mm)	90,110,125,140,160,180,200, 225,250, 280, 315
The highest temperature heating plate	270 °C
Temperature of 170 ~ 250 °C heating plate surface	≤±5 °C
Clamp	4
Pressure regulating range	0 - 6.3 Mpa
Working voltage	220 V
The heating plate power	2 kW
Milling cutter power	1.1 kW
Hydraulic power station	0.75 kW
The lifting power	none
The total power	4.85 kW
Weight	216 kg

Atlanta BF Machine SHD 450 Hydraulic



Application & Features

- Suitable for butt welding of plastic pipes and fittings made of PE, PP and PVDF material.
- Consists of basic frame, hydraulic unit, planing tool, heating plate, basket & optional parts.
- Removable PTFE coated heating plate with high accurate temperature control system.
- Electrical planing tool.
- Reliable structure design, suitable for multi-jobsites.
- Low starting pressure ensures reliable welding quality of small pipes.
- High accurate and shockproof pressure meter.
- Separate two-channel timer records time in soaking and cooling phases.

Technical Parameters

Model	SHD 450
Welding scope (mm)	200,225,250, 280, 315, 355, 400, 450
The highest temperature heating plate	270 °C
Temperature of 170 ~ 250 °C heating plate surface	≤±7 °C
Clamp	4
Pressure regulating range	0 - 8 Mpa
Working voltage	380 V
The heating plate power	5.38 kW
Milling power	1.5 kW
Hydraulic power station	1.5 kW
The lifting power	0.25 kW (optional)
The total power	8.38 kW
Weight	560 kg

Atlanta BF Machine SHD 630 Hydraulic



PARTS ACCESSORIES



Application & Features

- Suitable for butt welding of plastic pipes and fittings made of PE, PP and PVDF material.
- Consists of basic frame, hydraulic unit, planing tool, heating plate, basket & optional parts.
- Removable PTFE coated heating plate with high accurate temperature control system.
- Electrical planing tool.
- Reliable structure design, suitable for multi-jobsites.
- Low starting pressure ensures reliable welding quality of small pipes.
- High accurate and shockproof pressure meter.
- Separate two-channel timer records time in soaking and cooling phases.

Technical Parameters

Model	SHD 630
Welding scope (mm)	315,355,400,450,500,560,630
The highest temperature heating plate	270 °C
Temperature of 170 ~ 250 °C heating plate surface	≤±7 °C
Clamps	4
Pressure regulating range	0 - 8 Mpa
Working voltage	380 V
The heating plate power	9.35 kW
Milling power	1.5 kW
Hydraulic power station	1.5 kW
The lifting power	0.25 kW (optional)
The total power	12.35 kW
Weight	780 kg

Atlanta Electro Fusion Welding Machine



Application & Features

- High-level MCU is used as control core, with abundant parameter setting, measuring and perfect protective function.
- High brightness liquid crystal display, Chinese and English language operation, man-machine interactive interface.
- Wide power supply and voltage input, suitable for on the spot electric network level.
- High precision control to electric energy and time, insuring welding quality.
- Swift output response time when power supply breaks, high stability.
- With 10 phases programmable welding function, suitable for welding requirement of various fittings.
- Flexible welding parameter input mode; manual input through keyboard or bar code scanning input.

Technical Parameters

Model	SHD3.5KW	SHD8KW	SHD12KW
Welding Range	20mm - 315mm	20mm - 500mm	20mm - 630mm
Input Frequency	48V±10%, 220V±20% or 380V±20%	48V±10%, 220V±20% or 380V±20%	48V±10%, 220V±20% or 380V±20%
Input Voltage	40 - 65Hz	40 - 65Hz	40 - 65Hz
Output Voltage	8 - 135VAC	8 - 135VAC	8 - 135VAC
Output Power	3.5KW	3.5KW	3.5KW
Control Mode	Constant volt / Constant current / Constant power	Constant volt / Constant current / Constant power	Constant volt / Constant current / Constant power
Recording Number of Data	500	500	500
Time Control Precision	<±0.01%	<±0.01%	<±0.01%
Temperature Measuring Precision	±0.5°C	±0.5°C	±0.5°C
Data Output Port	Rs232	Rs232	Rs232
Packing Size (mm)	330 x 200 x 270	330 x 200 x 270	330 x 200 x 270

Atlanta EF Machine SHD 3.5KW



Application & Features

- High-level MCU is used as control core, with abundant parameter setting, measuring and perfect protective function.
- High brightness liquid crystal display, Chinese and English language operation, man-machine interactive interface.
- Wide power supply and voltage input, suitable for on the spot electric network level.
- High precision control to electric energy and time, insuring welding quality.
- Swift output response time when power supply breaks, high stability.
- With 10 phases programmable welding function, suitable for welding requirement of various fittings.
- Flexible welding parameter input mode; manual input through keyboard of bar code scanning input.

Technical Parameters

Model	SHD 3.5KW
Input voltage	48V±10%, 220V±20% or 380V±20%
Output voltage	40 - 65 Hz
Output power	8 - 135 VAC
Control mode	Constant volt / Constant current / Constant power
Recording number of data	500
Time control precision	≤±0.01%
Temperature measuring precision	±0.5°C
Data output port	Rs232
Packing size (mm)	330*200*270

Atlanta EF Machine SHD 12KW



Application & Features

- High-level MCU is used as control core, with abundant parameter setting, measuring and perfect protective function.
- High brightness liquid crystal display, Chinese and English language operation, man-machine interactive interface.
- Wide power supply and voltage input, suitable for on the spot electric network level.
- High precision control to electric energy and time, insuring welding quality.
- Swift output response time when power supply breaks, high stability.
- With 10 phases programmable welding function, suitable for welding requirement of various fittings.
- Flexible welding parameter input mode; manual input through keyboard of bar code scanning input.

Technical Parameters

Model	SHD 12KW
Input voltage	48V±10%, 220V±20% or 380V±20%
Output voltage	40 - 65 Hz
Output power	8 - 135 VAC
Control mode	Constant volt / Constant current / Constant power
Recording number of data	500
Time control precision	≤±0.01%
Temperature measuring precision	±0.5°C
Data output port	Rs232
Packing size (mm)	330*200*270

Atlanta EF Machine SHD 8KW



Application & Features

- High-level MCU is used as control core, with abundant parameter setting, measuring and perfect protective function.
- High brightness liquid crystal display, Chinese and English language operation, man-machine interactive interface.
- Wide power supply and voltage input, suitable for on the spot electric network level.
- High precision control to electric energy and time, insuring welding quality.
- Swift output response time when power supply breaks, high stability.
- With 10 phases programmable welding function, suitable for welding requirement of various fittings.
- Flexible welding parameter input mode; manual input through keyboard of bar code scanning input.

Technical Parameters

Model	SHD 8KW
Input voltage	48V±10%, 220V±20% or 380V±20%
Output voltage	40 - 65 Hz
Output power	8 - 135 VAC
Control mode	Constant volt / Constant current / Constant power
Recording number of data	500
Time control precision	≤±0.01%
Temperature measuring precision	±0.5°C
Data output port	Rs232
Packing size (mm)	330*200*270

Atlanta BF Machine SHDS 160/2 + Handle



PARTS ACCESSORIES



Application & Features

- Suitable for welding of plastic pipes and / or fittings made of PE, PP, and PVDF can be operated in any complex work condition.
- Consists of basic frame, planing tool, heating plate and support for planing tool and heating plate.
- Removable PTFE coated heating plate with separate temperature control system
- Electric planing tool.
- Be made of lightweight and high strength material; simple structure, small and delicate, user friendly.

Atlanta BF Machine SHDS 160/4 + Handle



PARTS ACCESSORIES





Application & Features

- Suitable for welding of plastic pipes and / or fittings made of PE, PP, and PVDF can be operated in any complex work condition.
- Consists of basic frame, planing tool, heating plate and support for planing tool and heating plate.
- Removable PTFE coated heating plate with separate temperature control system
- Electric planing tool.
- Be made of lightweight and high strength material; simple structure, small and delicate, user friendly.

Technical Parameters

Model	SHDS160A2	SHDS160A4
Welding range (mm)	50,63,75,90,110,125,140,160	50,63,75,90,110,125,140,160
Heating plate maximum temperature	270°C	270°C
Heating plate surface temperature difference (170-250°C)	≤±5°C	≤±5°C
Clamp	2	4
Operating Voltage	AC 220V	AC 220V
Heating plate power	1.5 kW	1.5 kW
Milling cutter power	0.7 kW	0.7 kW
Total power	2.2 kW	2.2 kW
Genset Requirements	single phase	single phase
Weight	48 kg	48 kg



**ATLANTA
INDUSTRIES**

Unit 35th Atlanta Centre, #31 Annapolis St.
Greenhills, San Juan City
Tel. nos.: 8723.0781 to 88 | 8744.4700
Fax no.: 7744.4703 | 8584.2997
Website: <http://www.atlanta.ph>
Email: marketing@atlanta.ph
Like us on Facebook [atlantaindustriesinc](https://www.facebook.com/atlantaindustriesinc)

