



**AQUASEAL**  
PVC WATERSTOP



easy to install ▪ can be welded ▪ non corrosive  
chemical resistant ▪ flexible ▪ weather resistant

SCAN & VISIT OUR WEBSITE





**Atlanta Aquaseal (PVC Waterstop) is the most modern & advanced watersealing product developed to meet the specific requirements of designers & builders. It prevents seeping through of liquids in dams, basements, aqueducts, swimming pools, roofdecks, tanks reservoirs, underpasses, canals, cellars and other watertight structures. it conforms with U.S. Corps of Engineers specification CRD-572-70 .**

## MAIN APPLICATION



Water Purification Pools at the Water Works



Open Irrigation Canals




Mining Facilities



Reservoirs / Dam



Mansion & Buildings



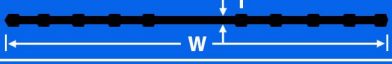


Chemical Factories

## GENERAL PROPERTIES




PROPERTY	TEST METHOD	VALUE
Elongation at Break Tensile Strength	ASTM D412	8 Mpa $\geq$ 300% - *12 Mpa * - special formulation
Specific Gravity	ASTM D792	1.45 max
Effect of Alkalies	CRD C-572	change in hardness - $\pm$ 5 shore change in weight - $\pm$ 0.06 %
Water Absorption ( 48 hrs)	CRD-C515	0.5 % max Passed

# SPECIFICATION



## CORRUGATED RIB TYPE W/OUT CENTER BULB

	W (in)	T (in)	LENGTH
	6 (4 ribs)	3/16	50ft/roll
	8 (6 ribs)	3/16 1/4	50ft/roll 50ft/roll





## CORRUGATED RIB TYPE W/ CENTER BULB

	W (in)	T (in)	LENGTH
	6 (4 ribs)	3/16	50ft/roll
	9 (6 ribs)	3/16 1/4	50ft/roll 50ft/roll






## CORRUGATED FIN TYPE W/OUT CENTER BULB

	W (in)	T (in)	LENGTH
	6 (6 fins)	3/16	50ft/roll






## CORRUGATED TAPERED W/ CENTER BULB FIN TYPE

	W (in)	T (in)	LENGTH
	9 (6 fins)	3/8	50ft/roll
	8 (4 fins)	7/32	50ft/roll
	8 (4 fins)	3/8	50ft/roll



## PLAIN DUMBBELL TYPE

	W (in)	T (in)	LENGTH
	6	3/16	50ft/roll
	8	1/4	50ft/roll
	8	3/8	50ft/roll
	9	3/8	50ft/roll

## DUMBBELL TYPE W/ CENTERBULB

	W (in)	T (in)	LENGTH
	6	3/8	50ft/roll
	8	3/16	50ft/roll
	8	3/8	50ft/roll
	9	3/8	50ft/roll

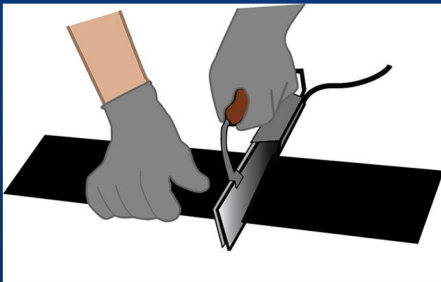
## EXTERNAL TYPE

	W (in)	T (in)	LENGTH
	9 (2 fins)	1/4	50ft/roll


# INSTALLATION PROCEDURE



Overlap the two pieces of waterstop to be spliced. Align them properly, then cut with a sharp knife. Both edges of the waterstops must be cut straight to ensure matching edges.

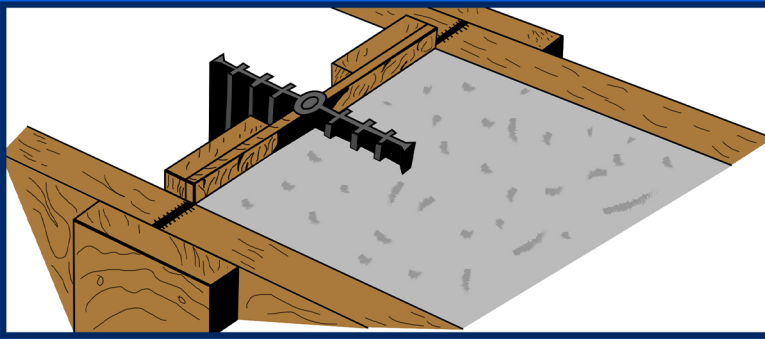


Press the straight cut edges of the waterstops against the hot metal plate until the material of the edges melts and becomes soft and sticky. This takes approximately 20 to 25 seconds.



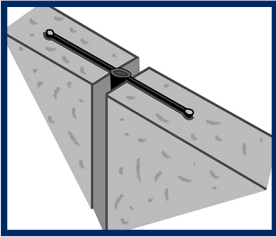
Immediately remove the hot metal plate and press the metal edges together to form a butt splice

# TYPES & USES OF PVC WATERSTOP



## Installation Procedure of Atlanta Aquaseal

Atlanta Aquaseal must be properly aligned during installation. Clean the surface of the waterstop from all foreign materials so that there will be maximum surface contact between the waterstop and the concrete.

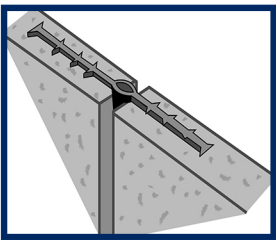
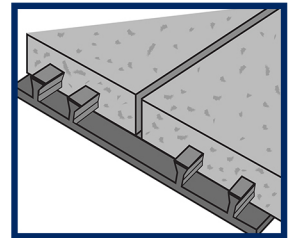


### MAXIMUM CONSTRUCTION JOINT

also used in casted wall or slab w/ thicker wall or slab thickness. It ensures maximum anchorage in the concrete w/ its dumbbell type centerbulb. It assists full compaction and accommodate all common aggregate gradings

### EXTERNAL SEALING JOINT

For external joint designed for heavy duty applications, especially for concrete constructions in slabs, walls, tunnels, abutments and watertight projects.

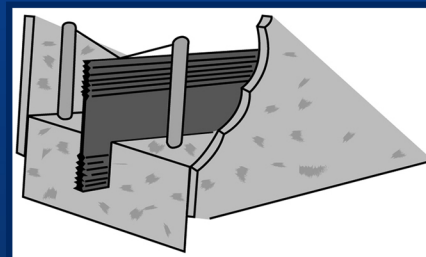
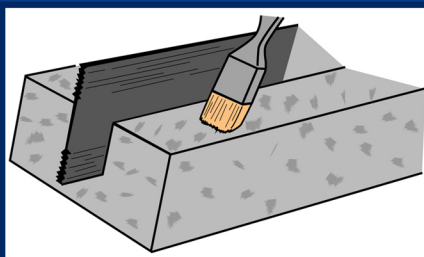
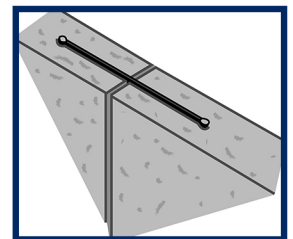


### CONTRACTION & EXPANSION JOINT

Is designed for joints which undergo movements in contraction & expansion. It absorbs standard degree of deflection. Multiple ribs are used for permanent tenacious grip to concrete, plus a hallow centerbulb provide.

### STANDARD CONSTRUCTION JOINT

This is used in a casted wall or slab w/ respect to size of concrete aggregates. This is used to prevent difficulties on connections which collect rubbish. Placed in non-movement location



Atlanta Aquaseal should be held securely in place by the use of split forms or any proper method that will ensure correct positioning and permit proper embedment while the concrete is being poured.

The centerbulb shall be exactly in the middle of the joint. Thoroughly vibrate the concrete around the waterstop to avoid honeycombs of voids and to ensure complete bonding of the concrete to the waterstop. Use wires to tie the waterstop to the form reinforcing steel.



35th Flr. Atlanta Center Bldg., No. 31 Annapolis St. Greenhills, San Juan City  
Tel. No.: 723-0781 to 88 | Fax No.: 744-4703 / 584-2997  
Website: [www.atlanta.ph](http://www.atlanta.ph) Email Sales: [marketing@atlanta.ph](mailto:marketing@atlanta.ph)  
Like Us on Facebook: [atlantaindustriesincorporated](https://www.facebook.com/atlantaindustriesincorporated)  
Subscribe to Our Youtube Channel: Atlanta Industries Inc.